

MONTHLY MEMBERSHIP PROGRESS REPORT

District 5 SE

Results as of: 10/31/2023

GMT:

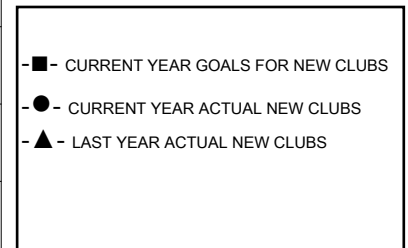
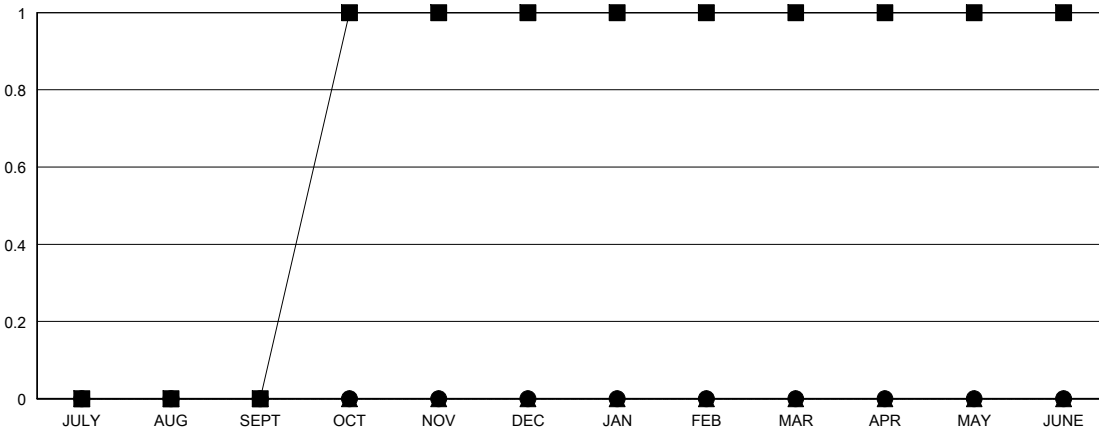
LOCATION SOUTH DAKOTA

GMT CA

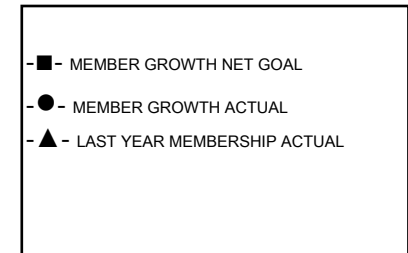
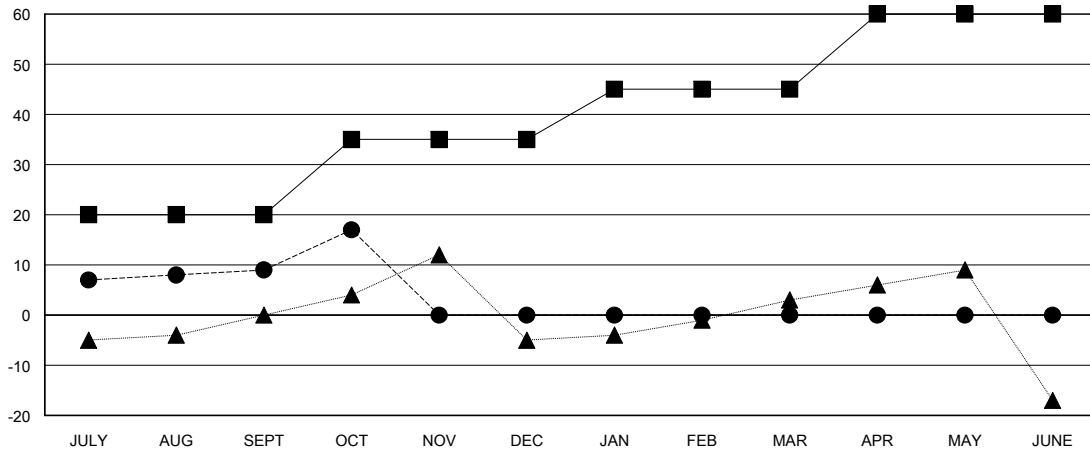
Clubs			
RESULTS FOR 2023-2024			
QUARTER	NEW CLUB GOAL	NEW CLUBS	DROPPED CLUBS
JULY/AUG/SEPT	0	0	0
OCT/NOV/DEC	1	0	0
JAN/FEB/MAR	0	0	0
APR/MAY/JUNE	0	0	0

Members			
RESULTS FOR 2023-2024			
QUARTER	MEMBER GROWTH NET GOAL	MEMBER GROWTH ACTUAL	DROPPED MEMBERS ACTUAL (including transfers)
JULY/AUG/SEPT	20	18	7
OCT/NOV/DEC	15	15	5
JAN/FEB/MAR	10	0	0
APR/MAY/JUNE	15	0	0

GOALS AND ACTUAL NEW CLUBS CUMULATIVE



GOALS AND ACTUAL MEMBERS CUMULATIVE



DROPPED CLUBS: 0	13 CLUBS OF 40 ADDED 1 OR MORE NEW MEMBERS	GENDER DISTRIBUTION MALE 692 (66.67%) FEMALE 346 (33.33%)
DROPPED MEMBERS DECEASED 1 CLUB CANCELLED 0 OTHER 11 TOTAL 12	CLICK HERE FOR CUMULATIVE MEMBERSHIP DATA	TOTAL FAMILY UNIT MEMBERS 154 FAMILY MEMBERS PAYING HALF DUES 77